

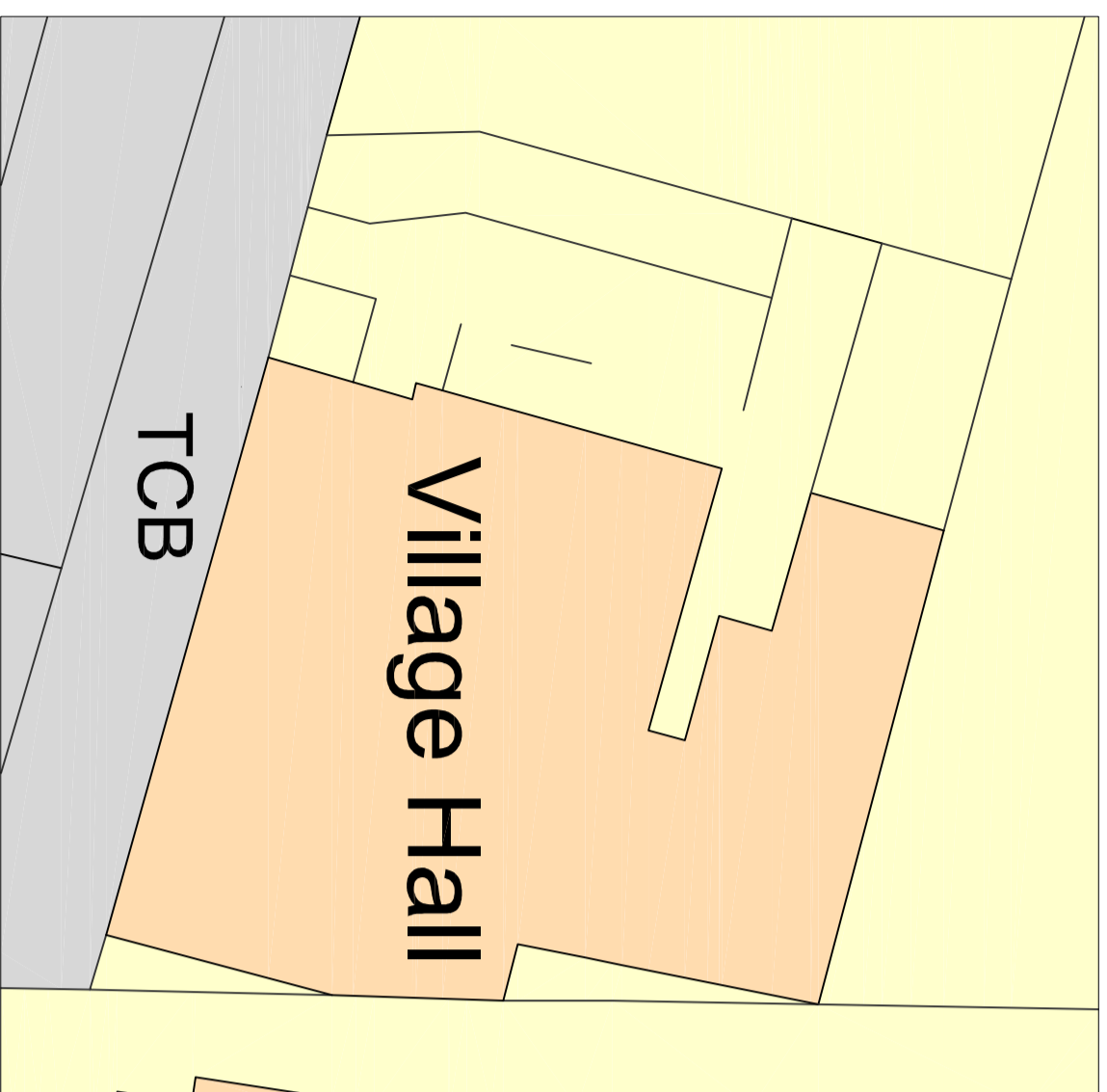


Please consider the environment  
before printing this drawing



### General Notes.

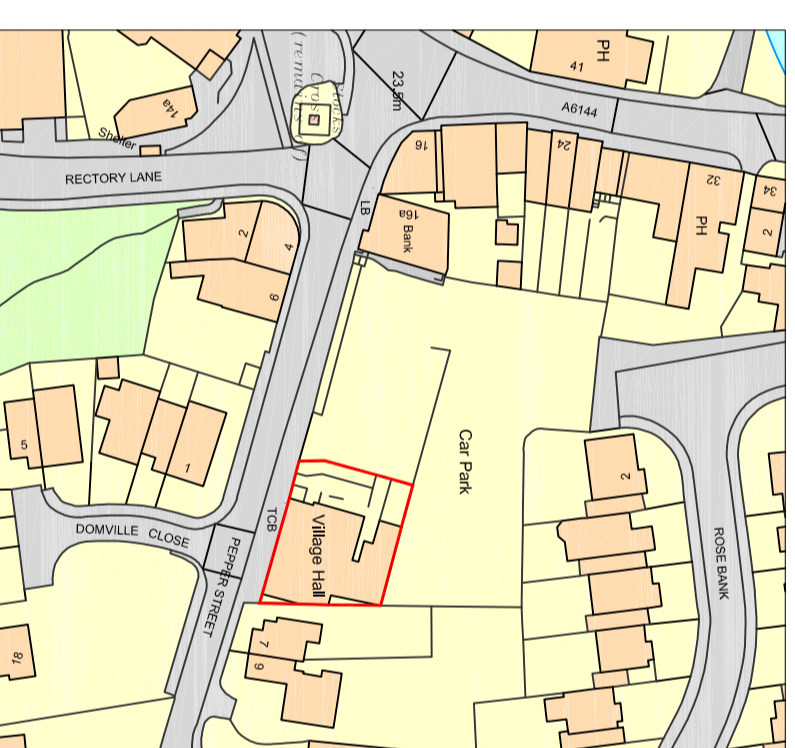
1. These plans are the copyright of Steve Hunt Partnership and should not be copied in part or whole without specific written permission of the organisation.
2. This drawing is to be read in conjunction with all other relevant drawings, specifications and calculations.
3. These plans have been prepared for the purpose of obtaining planning permission and/or Building Control approval. All dimensions critical for compliance are to be checked on site by the contractor at the earliest possible stage. Survey dimensions have been recorded for the purpose of preparing these plans without any structure being exposed and therefore the accuracy cannot be guaranteed.
4. Whilst every effort has been made to ensure the accuracy of this drawing it should not be scaled for the purposes of ordering materials were accuracy is important e.g. lengths of steel. All details are to be checked by the contractor/fabricator prior to commencement of construction / fabrication.
5. All dimensions are in millimeters unless noted otherwise.
6. All works to be carried out in strict accordance with the Building Regulations Approved Documents, specifications, relevant British Standards and where applicable local authorities requirements.
7. All specifications and designs are to be checked and approved by the Local Authority Planning and Building Control departments PRIOR to commencement of works. It is the contractor/applicants responsibility for the rectification of any works deemed to be inappropriate by the relevant Local Authority departments if the works were carried out prior to approvals being granted.
8. Any proposed changes or deviations from this drawing required by the applicant or contractor should be checked with and sanctioned by all relevant Local Authority departments PRIOR to carrying out the changes.
9. The contractor is responsible for the overall stability of the structure from the commencement of the works including the design and provision of all necessary temporary works.
10. The contractor is responsible for the location of all underground services that may exist and to divert them if necessary prior to the commencement of the works.
11. It is the responsibility of the applicant to notify the adjoining property owners of their intention to build on, or within 3 metres of the boundary line under the Boundary Wall Act 1996 legislation. This should take the form of a written notice, details of which can be found at the ODPM website or from the Local Authority Development Control Department.



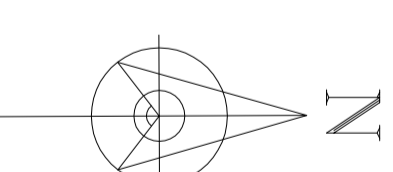
**Existing Site Plan**  
(Scale 1:200)



**Proposed Site Plan**  
(Scale 1:200)



**Location Plan**  
(Scale 1:1250)



SCALE	1:200
1.0m	3.0m
5.0m	
SCALE	1:1250
10.0m	20.0m
30.0m	

0	07.11.22	For Planning Approval	RJH	SAH
REV	DATE	REVISION DETAILS	DRAWN	CHKD

CLIENT:  
**Lymm Parish Council**

DRAWING STATUS:  
**For Planning Approval**

PROJECT:  
**Lymm Parish Hall**  
5 Pepper Street, Lymm, Cheshire, WA13 0UB

DRAWING TITLE:  
**Existing & Proposed Site & Location Plans**

**Steve Hunt Partnership**  
Design Consultants

NEWSPAPER HOUSE  
TANNERY LANE, PENKETH  
WARRINGTON, WA5 2UD  
TEL: 01925 722003  
EMAIL: info@shpd.com

DOCUMENT NUMBER	19-8550_08	PAGE SIZE	A2	REV	0
-----------------	------------	-----------	----	-----	---